




QSG-110-A **QUICK START GUIDE (QSG)**

SERIES: ALL

AIR MOTOR INSTRUCTIONS



- CONFIRM MIXER SHAFT ROTATION DIRECTION MATCHES THE ROTATION ARROW ON YOUR MIXER (INLET AND OUTLET PORTS OF AIR MOTOR DETERMINE THIS).
- USE CLEAN AND DRY AIR.
- ALL AIR MOTORS REQUIRE A FILTER AND REGULATOR.
- A LUBRICATOR IS REQUIRED ON ALL AIR MOTORS EXCEPT FOR NON-LUBRICATED AIR MOTORS.
- A LUBRICATOR IS STILL RECOMMENDED FOR NON-LUBRICATED AIR MOTORS. SMALL AMOUNTS OF OIL WILL IMPROVE PERFORMANCE.
- TYPICAL OIL AMOUNT IS 1-2 DROPS PER MINUTE
- REFER TO THE TABLE FOR AIR REQUIREMENTS FOR YOUR MIXERS HORSEPOWER.



AIR CONSUMPTION

1 HP	40 CFM @ 80 PSI
2 HP	60 CFM @ 70 PSI
3 HP	90 CFM @ 70 PSI

CAUTION

DISCONNECT MIXER FROM POWER SOURCE BEFORE ASSEMBLING, LIFTING, MOVING, OR SERVICING MIXER.

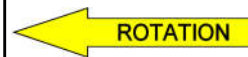
CAUTION:

- THE VISCOSITY AND SPECIFIC GRAVITY OF THE FLUID AFFECTS MIXER SIZING AND SPECIFICATIONS
- DO NOT LAY MIXER ON THE SHAFT




QSG-110-A **QUICK START GUIDE (QSG)**

SERIES: ALL

AIR MOTOR INSTRUCTIONS



- CONFIRM MIXER SHAFT ROTATION DIRECTION MATCHES THE ROTATION ARROW ON YOUR MIXER (INLET AND OUTLET PORTS OF AIR MOTOR DETERMINE THIS).
- USE CLEAN AND DRY AIR.
- ALL AIR MOTORS REQUIRE A FILTER AND REGULATOR.
- A LUBRICATOR IS REQUIRED ON ALL AIR MOTORS EXCEPT FOR NON-LUBRICATED AIR MOTORS.
- A LUBRICATOR IS STILL RECOMMENDED FOR NON-LUBRICATED AIR MOTORS. SMALL AMOUNTS OF OIL WILL IMPROVE PERFORMANCE.
- TYPICAL OIL AMOUNT IS 1-2 DROPS PER MINUTE
- REFER TO THE TABLE FOR AIR REQUIREMENTS FOR YOUR MIXERS HORSEPOWER.



AIR CONSUMPTION

1 HP	40 CFM @ 80 PSI
2 HP	60 CFM @ 70 PSI
3 HP	90 CFM @ 70 PSI

CAUTION

DISCONNECT MIXER FROM POWER SOURCE BEFORE ASSEMBLING, LIFTING, MOVING, OR SERVICING MIXER.

CAUTION:

- THE VISCOSITY AND SPECIFIC GRAVITY OF THE FLUID AFFECTS MIXER SIZING AND SPECIFICATIONS
- DO NOT LAY MIXER ON THE SHAFT