

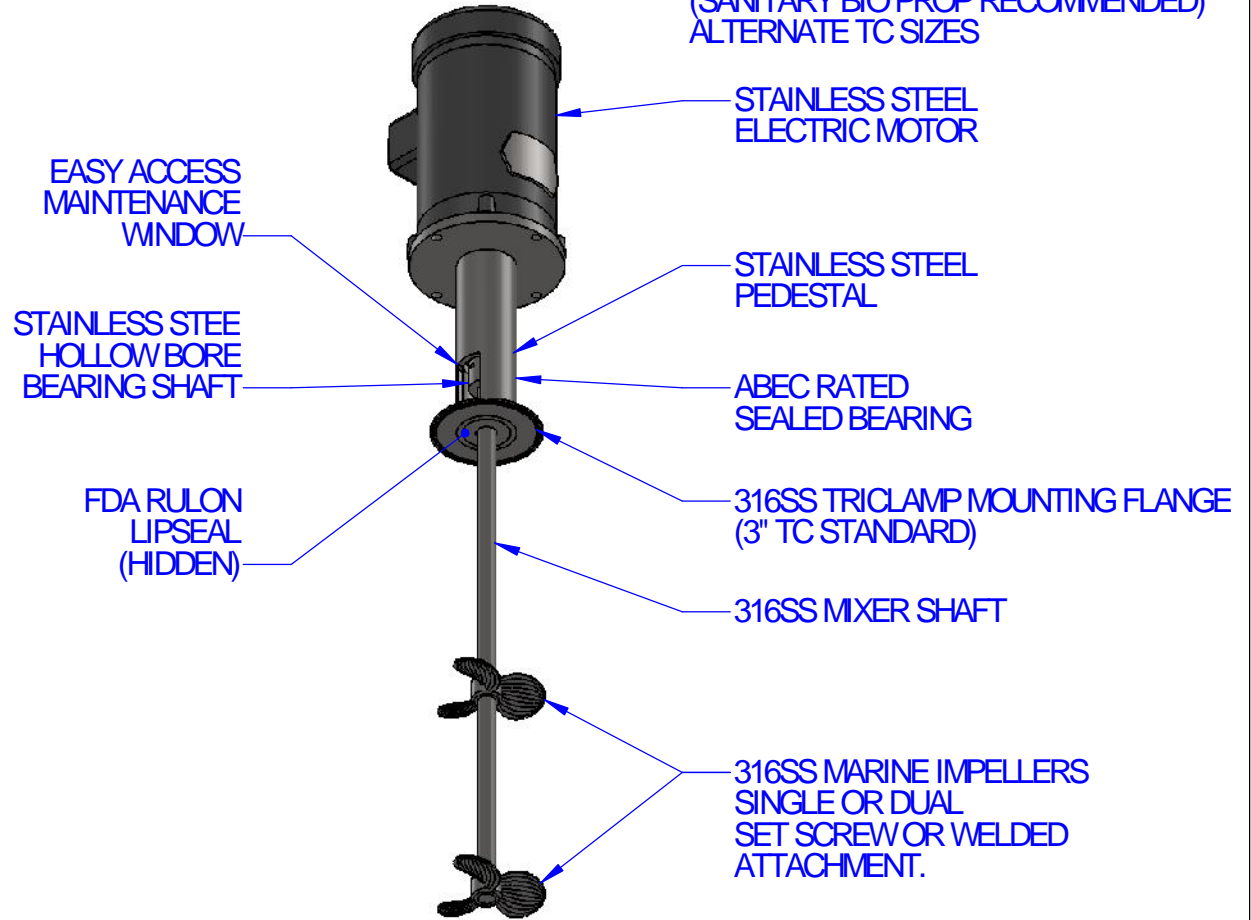
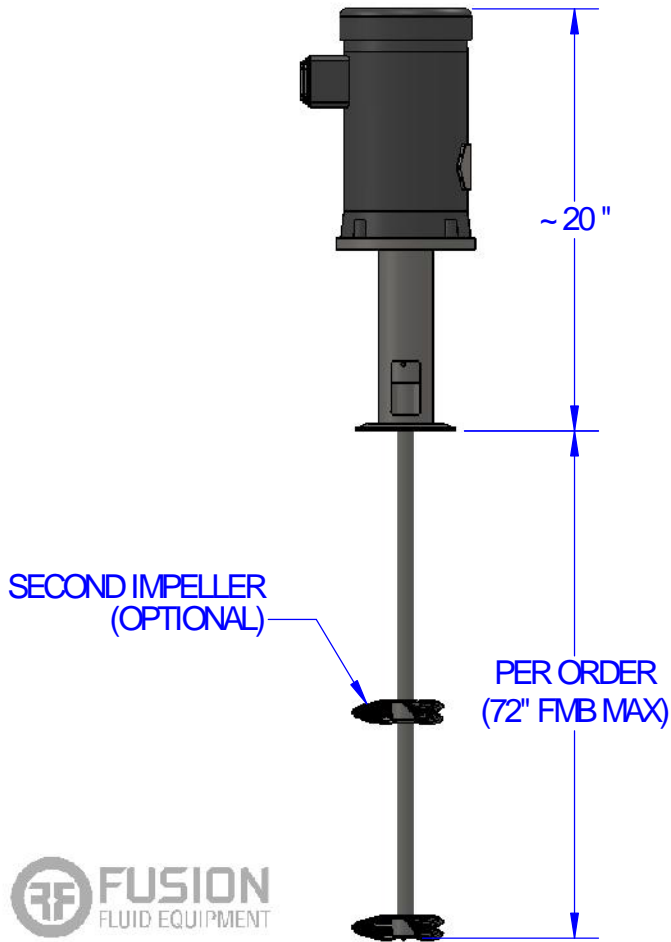
**STANDARD FEATURES:**

WASH-DOWN DUTY, STAINLESS STEEL, ELECTRIC MOTOR,  
 THREE PHASE 208-230/460/60, 1750 RPM NOMINAL  
 STAINLESS STEEL TRICLAMP PEDESTAL WITH ACCESS WINDOW  
 316SS WETTED PARTS - MILL/CAST FINISH  
 3/4" MIXER SHAFT - LENGTH TO FIT (UP TO 72" MAX)  
 SINGLE OR DUAL MARINE IMPELLERS  
 WITH SET SCREW OR WELDED ATTACHMENT  
 FDA RULON LIPSEAL



**OPTIONAL FEATURES:**

SINGLE PHASE MOTOR  
 EXPLOSION PROOF MOTOR  
 AIR MOTOR  
 VITON OR EPDM LIPSEAL  
 MECHANICAL SEAL (MODEL# PHD-FM)  
 SANITARY FINISHES  
 ALTERNATE IMPELLER SIZES AND TYPES  
 (SANITARY BIO PROP RECOMMENDED)  
 ALTERNATE TC SIZES




EST WT: 45-67 LBS (DEPENDING ON HPP AND OPTIONS)




**TYPICAL IMPELLER OPTIONS**



MARINE PROP



PF3 HYDROFOIL



BIOPROP



FOLDING IMPELLER

UNLESS OTHERWISE SPECIFIED:  
 DIMENSIONS ARE IN INCHES  
 TOLERANCES:  
 FRACTIONAL: ± 1/16"  
 ANGULAR: ± 2 DEG  
 ONE PLACE DECIMAL ± .060"  
 TWO PLACE DECIMAL ± .010"  
 THREE PLACE DECIMAL ± .005"  
 DO NOT SCALE DRAWING

	NAME	DATE
DRAWN	JDF	7/29/15
CHECKED	TS	7/29/15
PROPRIETARY AND CONFIDENTIAL		

THE INFORMATION CONTAINED IN THIS DRAWING IS THE SOLE PROPERTY OF FUSION FLUID EQUIPMENT LLC. ANY REPRODUCTION IN PART OR AS A WHOLE WITHOUT THE WRITTEN PERMISSION OF FUSION FLUID EQUIPMENT LLC IS PROHIBITED.



TITLE: FUSION CIRRUS DIRECT DRIVE MIXER ELECTRIC		
SIZE: <b>A</b>	DWG. NO.: SALES-PHD-FL	REV: -
SCALE: 1:12	WEIGHT:	SHEET 1 OF 2