

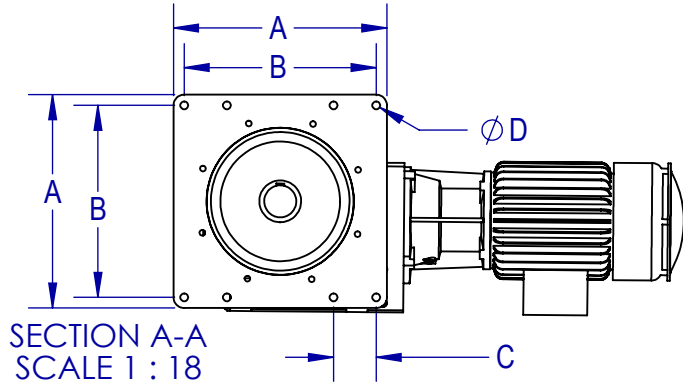
MOST COMMON AVAILABLE OPTIONS:

- SINGLE PHASE TEFC MOTOR (≤ 10HP)
- 50 Hz INVERTER DUTY MOTOR
- UP TO 250HP 3 PHASE MOTOR
- SANITARY MOTOR
- EXPLOSION PROOF MOTOR
- ALTERNATE IMPELLER SIZES AND TYPES
- SANITARY FINISHES

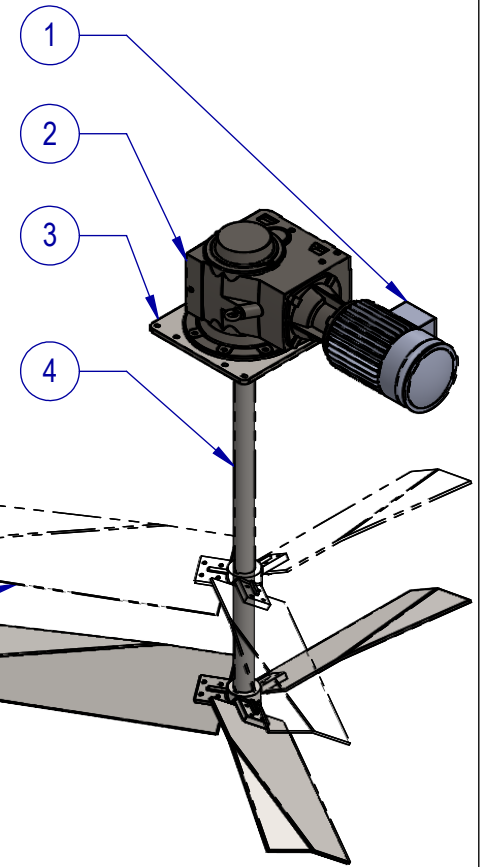
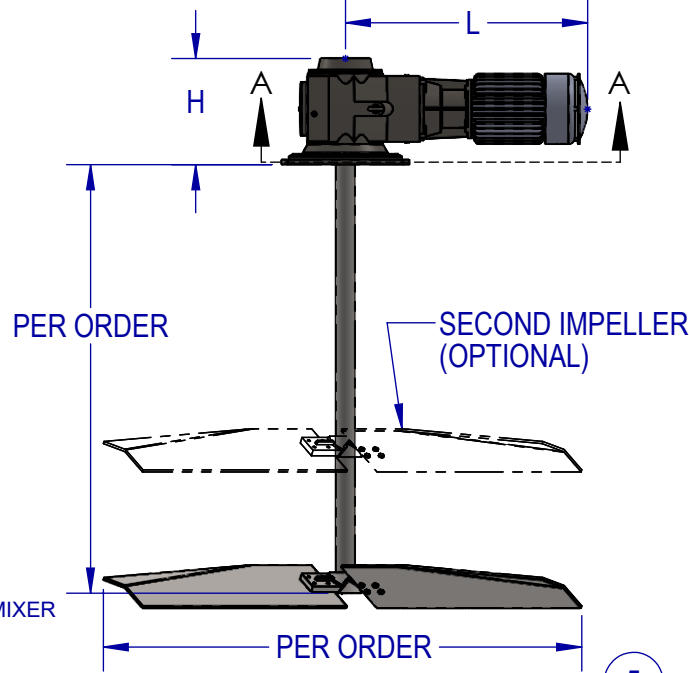


ITEM	DESCRIPTION
1	MOTOR - 230/460/60, 3 PHASE, TEFC STANDARD, INVERTER DUTY (10:1), PAINTED FINISH
2	GEARBOX - HELICAL/BEVEL DRIVE, OUTPUT SPEED PER ORDER, CAST IRON, PAINTED FINISH
3	MOUNT - OPEN TANK MOUNT - CARBON STEEL
4	SHAFT - LENGTH AND DIAMETER PER ORDER, 316SS TYP.
5	IMPELLER - SIZE, STYLE, & QTY PER ORDER, 316SS TYP.

MOUNTING DETAIL



SECTION A-A
SCALE 1 : 18



-# BEARING HOUSING OPTIONS	
-1	HEAVY DUTY/STANDARD SPAN
-2	SPREAD BEARING
-3	SPREAD BEARING/VIRTUAL DRYWELL

DIMENSIONS NOTED ARE APPROXIMATE AND ARE BASED ON TYPICAL MIXER CONFIGURATION. MOTOR SELECTION WILL AFFECT OVERALL LENGTH. PLEASE CONTACT FUSION FOR FURTHER DETAILS.

TRIPLE REDUCTION										
DIM	FR3-1P	FR3-2P	FR3-3P	FR3-4P	FR3-5P	FR3-7P	FR3-8P	FR3-8.5P	FR3-9P	FR3-9.5P
DIM A	8.00"	10.00"	12.00"	12.00"	20.00"	23.75"	23.75"	28.00"	28.00"	28.00"
DIM B	7.00"	8.50"	10.50"	10.50"	18.00"	21.75"	21.75"	25.50"	25.50"	25.50"
DIM D	.41"	.61"	.61"	.61"	.73"	.73"	.73"	.91"	.91"	.91"
DIM C (8 HOLES)	N/A	N/A	N/A	N/A	4.00"	5.00"	5.00"	6.00"	6.00"	6.00"
PLATE THICKNESS	.50"	.75"	.75"	.75"	.75"	1.00"	1.00"	1.00"	1.00"	1.00"
DIM H	10.3"	12.0"	13.5"	15.2"	18.5"	21.0"	24.1"	29.0"	33.1"	36.8"
DIM L	22.4"	23.2"	28.8"	31.7"	36.8"	45.3"	52.6"	54.7"	58.8"	60.6"

TYPICAL IMPELLER OPTIONS

BOLTED PF3 HYDROFOIL	BOLTED PBT (PITCH BLADE TURBINE)	RADIAL	RUSHTON	PV3 PROP



	NAME	DATE
DRAWN	SB	5/27/22
CHECKED	MB	6/24/22

PROPRIETARY AND CONFIDENTIAL

THE INFORMATION CONTAINED IN THIS DRAWING IS THE SOLE PROPERTY OF FUSION FLUID EQUIPMENT LLC. ANY REPRODUCTION IN PART OR AS A WHOLE WITHOUT THE WRITTEN PERMISSION OF FUSION FLUID EQUIPMENT LLC IS PROHIBITED.



TITLE: FUSION FLOW FR3-P TOP ENTRY PLATE MOUNT MIXER HELICAL/BEVEL DRIVE OPEN TANK		
SIZE	DWG. NO.	REV
A	SALES-FR3-#P-#	B
SCALE: 1:24	WEIGHT:	SHEET 1 OF 1

UNLESS OTHERWISE SPECIFIED:
DIMENSIONS ARE IN INCHES.
NO TOLERANCES IMPLIED.
DO NOT SCALE DRAWING