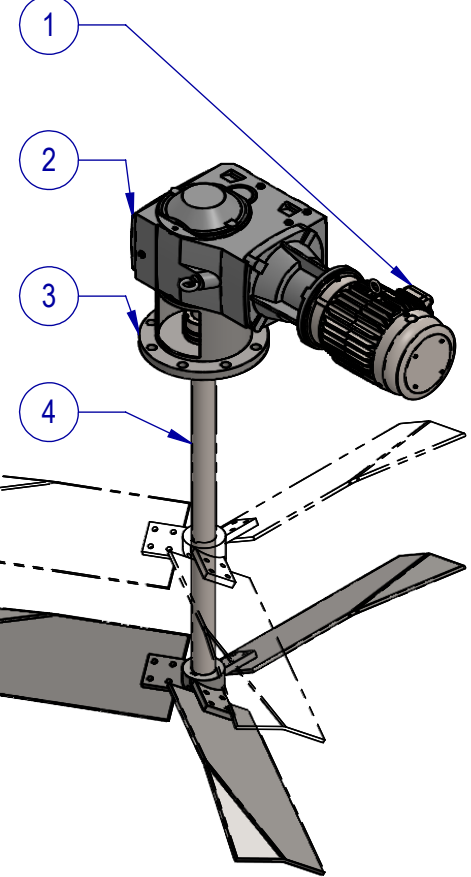
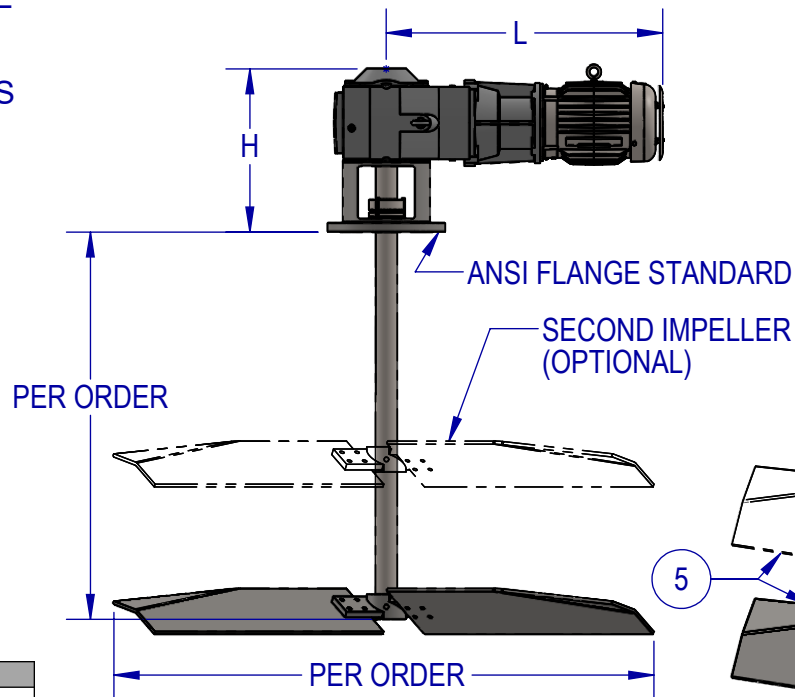
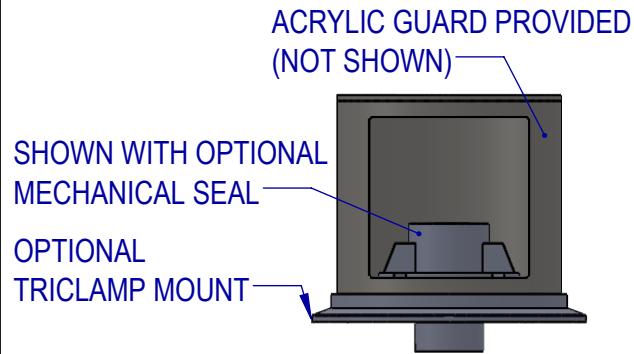


**MOST COMMON AVAILABLE OPTIONS:**

- SINGLE PHASE TEFC MOTOR (≤ 10HP)
- 50 Hz INVERTER DUTY MOTOR
- UP TO 250HP 3 PHASE MOTOR
- SANITARY MOTOR
- EXPLOSION PROOF MOTOR
- TRICLAMP MOUNT
- VAPOR SEALS, HIGH OR LOW PRESSURE
- STUFFING BOXES, SINGLE OR DOUBLE
- MECHANICAL SEALS
- ALTERNATE IMPELLER SIZES AND TYPES
- SANITARY FINISHES



ITEM	DESCRIPTION
1	MOTOR - 230/460/60, 3 PHASE, TEFC STANDARD, INVERTER DUTY (10:1), PAINTED FINISH
2	GEARBOX - HELICAL/BEVEL DRIVE, OUTPUT SPEED PER ORDER, CAST IRON, PAINTED FINISH
3	PEDESTAL - MOUNTING FLANGE AND SEAL GLAND PER ORDER
4	SHAFT - LENGTH AND DIAMETER PER ORDER, 316SS TYP.
5	IMPELLER - SIZE, STYLE, & QTY PER ORDER, 316SS TYP.



-# BEARING HOUSING OPTIONS	
-1	HEAVY DUTY/STANDARD SPAN
-2	SPREAD BEARING
-3	SPREAD BEARING/VIRTUAL DRYWELL

SEAL TYPE	NOTES
LIP SEAL	SINGLE, DOUBLE, VITON, FDA RULON, & MORE
STUFFING BOX	LOW PRESSURE (15 PSI) OR HIGH PRESSURE (150 PSI)
MECHANICAL SEAL	SINGLE, DOUBLE, FLOWSERVE, CHESTERTON, ROPLAN, & MORE

DIMENSIONS NOTED ARE APPROXIMATE AND ARE BASED ON TYPICAL MIXER CONFIGURATION.

MOTOR AND SEAL SELECTION WILL AFFECT OVERALL DIMENSIONS.

PLEASE CONTACT FUSION FOR FURTHER DETAILS.

**TRIPLE REDUCTION**

DIM	FR3-1F	FR3-2F	FR3-3F	FR3-4F	FR3-5F	FR3-7F	FR3-8F	FR3-8.5F	FR3-9F	FR3-9.5F
DIM H	15.8"	17.2"	18.7"	20.5"	23.8"	26.0"	29.1"	34.0"	38.1"	41.8"
DIM L	22.4"	23.2"	28.8"	31.7"	36.8"	45.3"	52.6"	54.7"	58.8"	60.6"

**TYPICAL IMPELLER OPTIONS**

BOLTED PF3 HYDROFOIL	BOLTED PBT (PITCH BLADE TURBINE)	RADIAL	RUSHTON	PV3 PROP



	NAME	DATE
DRAWN	SB	5/31/22
CHECKED	MB	6/24/22

PROPRIETARY AND CONFIDENTIAL

THE INFORMATION CONTAINED IN THIS DRAWING IS THE SOLE PROPERTY OF FUSION FLUID EQUIPMENT LLC. ANY REPRODUCTION IN PART OR AS A WHOLE WITHOUT THE WRITTEN PERMISSION OF FUSION FLUID EQUIPMENT LLC IS PROHIBITED.



TITLE: FUSION FLOW FR3-F TOP ENTRY FLANGE MOUNT MIXER HELICAL/BEVEL DRIVE CLOSED TANK		
SIZE DWG. NO.	REV	
A SALES-FR3-#F-#	B	
SCALE: 1:24	WEIGHT:	SHEET 1 OF 1

UNLESS OTHERWISE SPECIFIED:  
DIMENSIONS ARE IN INCHES.  
NO TOLERANCES IMPLIED.  
DO NOT SCALE DRAWING