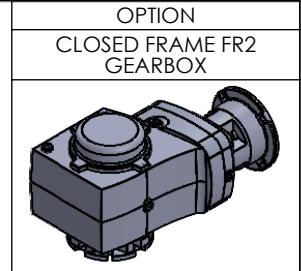
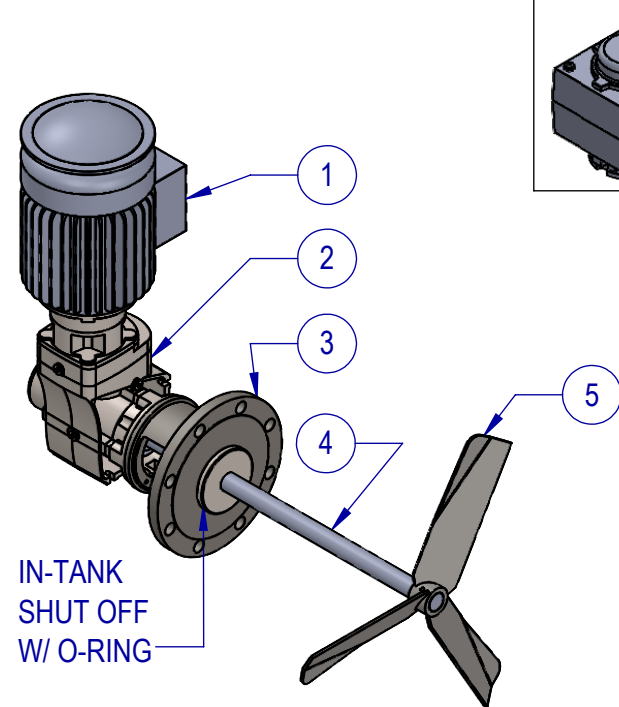
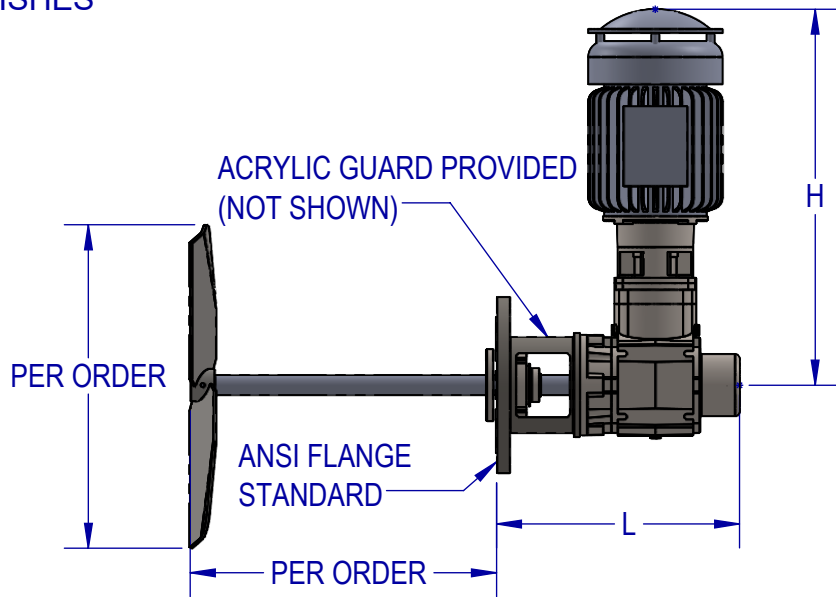


**MOST COMMON AVAILABLE OPTIONS:**

- SINGLE PHASE TEFC MOTOR (≤ 10HP)
- 50 Hz INVERTER DUTY MOTOR
- UP TO 250HP 3 PHASE MOTOR
- SANITARY MOTOR
- EXPLOSION PROOF MOTOR
- HIGH PRESSURE STUFFING BOX, SINGLE OR DOUBLE MECHANICAL SEALS
- ALTERNATE IMPELLER SIZES AND TYPES
- SANITARY FINISHES



ITEM	DESCRIPTION
1	MOTOR - 230/460/60, 3 PHASE, TEFC STANDARD, INVERTER DUTY (10:1), PAINTED FINISH
2	GEARBOX - HELICAL/BEVEL DRIVE, OUTPUT SPEED PER ORDER, ALUMINUM, PAINTED FINISH
3	PEDESTAL - MOUNTING FLANGE AND SEAL GLAND PER ORDER
4	SHAFT - LENGTH AND DIAMETER PER ORDER, 316SS TYP.
5	IMPELLER - SIZE, STYLE, & QTY PER ORDER, 316SS TYP.



DOUBLE REDUCTION					
DIM	FR2E-1S	FR2E-2S	FR2E-3S	FR2E-4S	FR2E-5S
DIM H	19.6"	20.4"	21.8"	26.1"	27.2"
DIM L	12.4"	13.3"	15.2"	15.8"	17.9"

DIMENSIONS NOTED ARE APPROXIMATE AND ARE BASED ON TYPICAL MIXER CONFIGURATION. MOTOR AND SEAL SELECTION WILL AFFECT OVERALL DIMENSIONS. PLEASE CONTACT FUSION FOR FURTHER DETAILS.

SEAL TYPE	NOTES
STUFFING BOX	HIGH PRESSURE (150 PSI) GRAPHITE/TEPHLON PACKING
MECHANICAL SEAL	SINGLE, DOUBLE, FLOWSERVE, CHESTERTON, ROPLAN, & MORE



TYPICAL IMPELLER OPTIONS			
BOLTED PF3 HYDROFOIL	ONE PIECE PF3 HYDROFOIL	MARINE PROP	PV3 PROP

	NAME	DATE
DRAWN	SB	5/26/22
CHECKED	MB	6/24/22

PROPRIETARY AND CONFIDENTIAL

THE INFORMATION CONTAINED IN THIS DRAWING IS THE SOLE PROPERTY OF FUSION FLUID EQUIPMENT LLC. ANY REPRODUCTION IN PART OR AS A WHOLE WITHOUT THE WRITTEN PERMISSION OF FUSION FLUID EQUIPMENT LLC IS PROHIBITED.



TITLE: FUSION FLOW FR2E-S SIDE ENTRY FLANGE MOUNT MIXER HELICAL/BEVEL DRIVE CLOSED TANK		
SIZE	DWG. NO.	REV
A	SALES-FR2E-#S-#	B
SCALE: 1:14	WEIGHT:	SHEET 1 OF 1

UNLESS OTHERWISE SPECIFIED:  
DIMENSIONS ARE IN INCHES.  
NO TOLERANCES IMPLIED.  
DO NOT SCALE DRAWING