








Options Overview							
Mounts		Motor Options		GearBox Options	Tank Seals	Shaft and Impeller Surface Treatments	
 Clamp Mount	Highly Adjustable Portable Mount	Electric TEFC Painted	Stainless Air Motor	Parallel Shaft with Helical Gears	FDA-compliant Rulon Lipseal	Passivation Processing	Cold Tar Epoxy Coating
 Cup Mount	Highly Adjustable Fixed Mount	Electric TENV Painted	Painted Air Motor	Right Angle with Helical Bevel Gears	Viton Lipseal (food grade versions available)	Mechanical Polishing	Kynar Coating
 Plate Mount	Vibration Dampening Fixed Mount	Electric Washdown Duty Painted	Inverter Duty	Right Angle with Worm Gears	EPDM Lipseal (food grade versions available)	Electropolishing (EP)	Halar Coating
 Angle Risers	Add to Plate Mount for Optimal Mixing Angle	Chem Duty (Chemical Resistant)	DC Electric	Stainless Steel Construction	High or Low Pressure Stuffing Box	Natural Rubber Coating	PFA Teflon Coating
 Beam Mount	Very Robust Open Tank Fixed Mount	Electric Explosion Proof Painted	50 Hz Electric	Synthetic Lube (Lubed for Life)	Mechanical Seal	Chlorbutyl Rubber Coating	ETFE Teflon Coating
 ANSI Flange Mount	Very Robust Closed Tank Fixed Mount	Stainless Electric Washdown Duty	575 Volt Electric	FDA-compliant Lube	Double Mechanical Seal	PVC Coating	HTFE Teflon Coating
 TriClamp Mount	Quick Change Closed Tank Fixed Mount						

We're glad to offer both standard and unique options for your application!

Additional Accessories Include:

Variable Frequency Drives "VFD" (Analog, Digital or Digital w/ Integral Disconnect); Tachometers; Emergency Stops/Shut Offs, Coatings, Seals & More.




Controls



Safety



Coatings



Seals